

Ideas on where to order promotional materials for your Farmers Market

We advocate shopping locally first!

But if that is not an option, the below online companies are known to do a good job at reasonable prices. Do you have a favorite?





Company	Website	Products	Turn-around and delivery time	Customer Service
4Imprint	www.4imprint.com	They have every possible standard corporate item -- from Apparel to Writing materials. Not sure of the quality or sourcing. You get the best prices are when you want to place large orders of hundreds of items.	Plan ahead, could take weeks to process order.	Seems good, but I didn't test it. Recommended by WA Market Manager.
Blue Bee Printing	www.bluebeeprinting.com	Stickers, magnets, postcards, greeting cards, business cards, and brochures.	Pretty fast.	They are based in South San Francisco and have excellent, personal customer service. Recommended by WA Market Manager.
Discount Mugs	www.discountmugs.com	Far more than mugs! Like 4Imprint, huge range of products. Massive bag selection. Prices are best with large orders.	Plan ahead, could take weeks.	Not sure.
MOO.com	www.moo.com	MOO mostly has paper products: biz cards, postcards, notecards, letterhead, stickers. They are all high quality. MOO offers "printfinity" so that you can have multiple images in one "pack" of materials.	Pretty darn fast.	Excellent; they are based in Rhode Island and have excellent customer service. Recommended by WA Market Managers.
Tattoo Fun	www.tattoofun.com	Well, tattoos! In every shape and size.	Not sure.	Comes recommended.
VistaPrint	www.vistaprint.com	VistaPrint is a standby these days. They started with business cards and paper items and now have a fairly wide range of products. Ordering small batches (even one item) is affordable and easy.	Pretty fast. Very reliable.	They are international in scope and very professional, but less personal. Recommended by WA Market Managers.

Tips: We advocate shopping locally first! Your neighborhood print shop can oftent help guide you through the process, make your ideas work, and problem solve with you. If you are a nonprofit, ask if there is a discount available.

If that option is not available, here are a few tips for ordering promotional materials online:

1. Look for Promotion Codes. If you don't see any, ask via chat or phone. You can even Google the name of the company and "promos" por "promo codes" to see what comes up.
2. Files with graphics that are high quality take a longer to load. Once they are loaded into your account, addign to your order or reordering is easy.
3. Note if your graphics are designed to be printed in full color and check to make sure the printer can print in full color. It may cost more. If you are designing a logo, having a version in one or two colors can save money on printing.
4. If you plan ahead, you can save on the shipping costs.

Available in print quality JPEGs and PDFs files for free download at:
https://www.dropbox.com/sh/n5fhc14w02j3i9n/AAB_cbtIcnIfKd98csA4q3v6a?dl=0



Designs are available with background and without. In English and Spanish.